

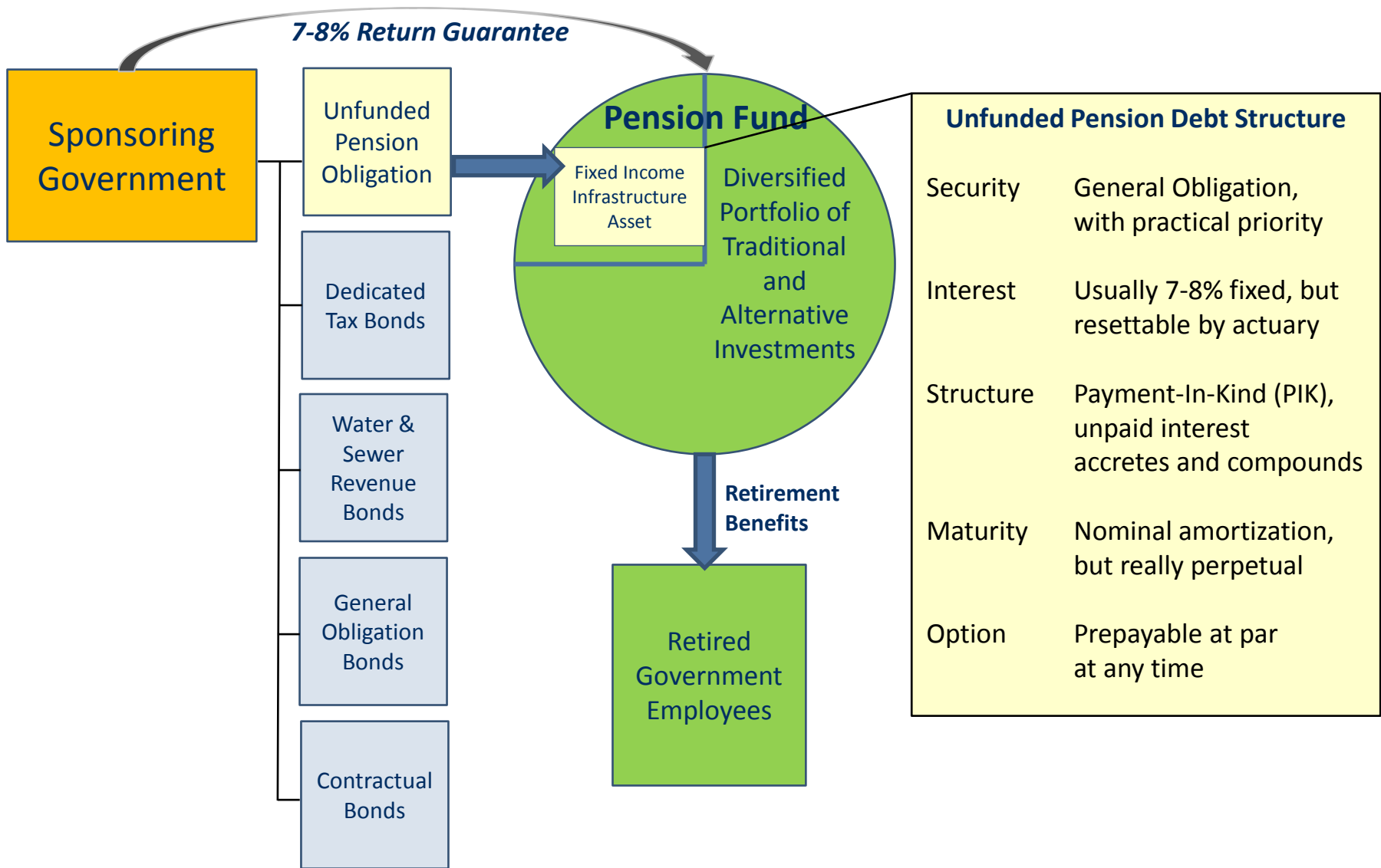
RAYMOND JAMES

MAGNY

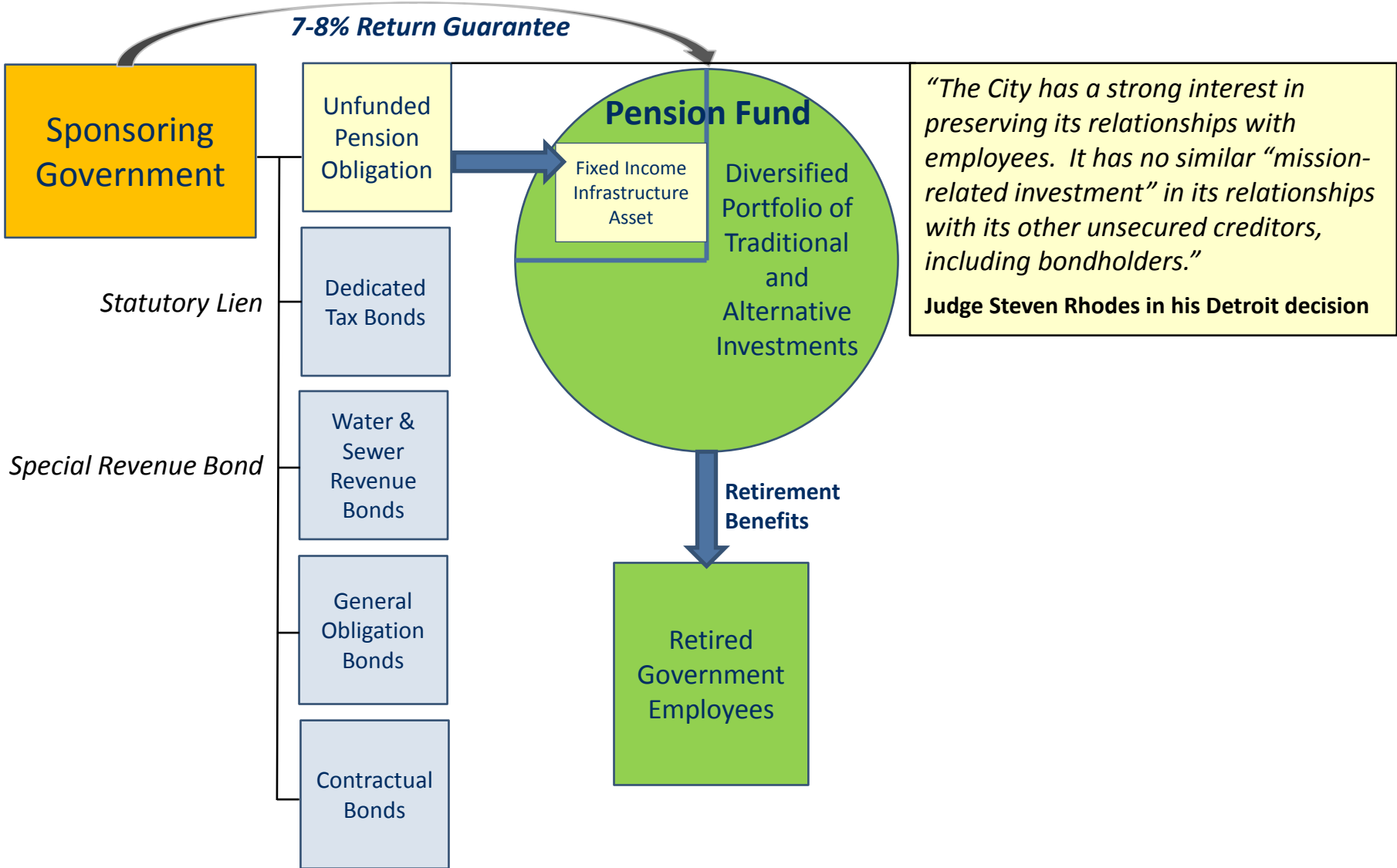
IN DEFENSE OF PENSION OBLIGATION BONDS

April 17, 2015

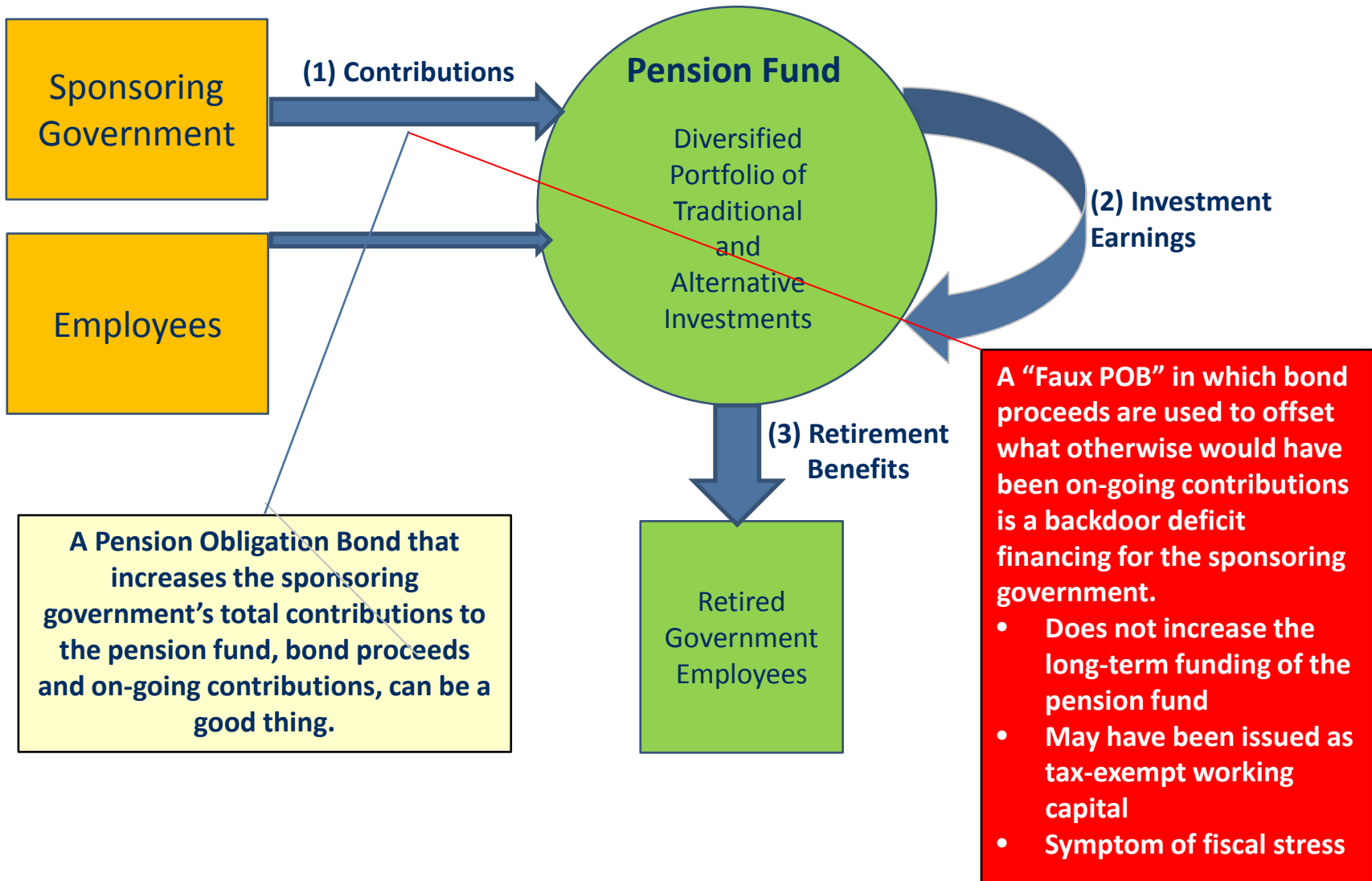
UNFUNDED PENSION OBLIGATIONS ARE DEBT OF THE SPONSORING GOVERNMENT AND A FIXED INCOME ASSET OF THE PENSION FUND



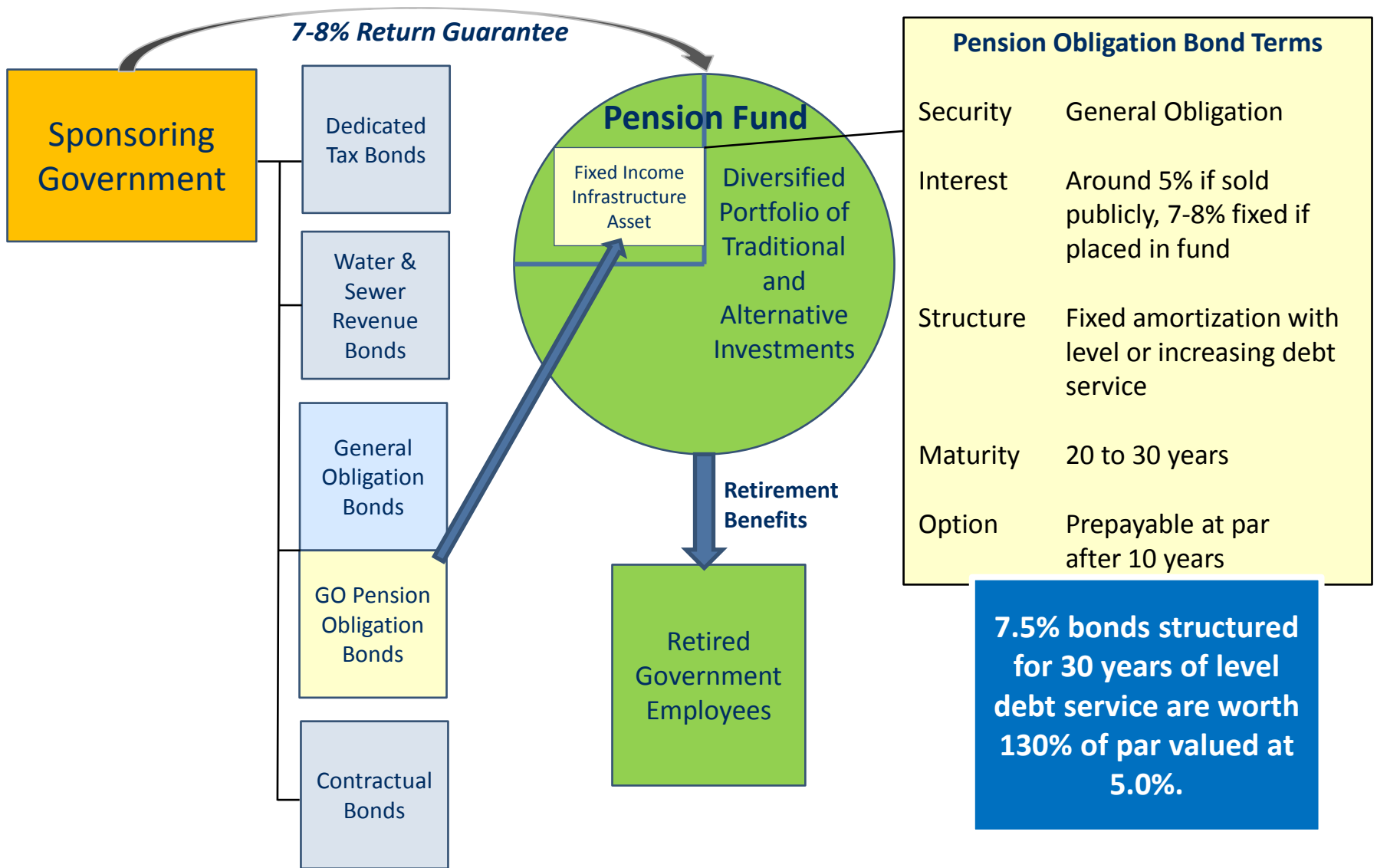
BANKRUPTCY DECISIONS ARE TEACHING US THAT UNFUNDED PENSION OBLIGATIONS ARE VERY HARD LIABILITIES THAT APPEAR TO ENJOY A PRACTICAL PRIORITY IN EXIT PLANS



CHANGES IN THE FUNDING STATUS OF A PENSION FUND ARE A FUNCTION OF THREE PARAMETERS



PENSION OBLIGATION BONDS – WHETHER SOLD PUBLICLY OR PLACED DIRECTLY TO THE PENSION FUND - FIX THE TERMS OF THE DEBT AND MAY LOWER RECOVERY PRIORITY



NEGATIVE AMORTIZATION OF PENSION PLANS' UNFUNDED LIABILITIES RESULTS FROM BOTH UNDERPAYMENT AND BACK-LOADED AMORTIZATION SCHEDULES

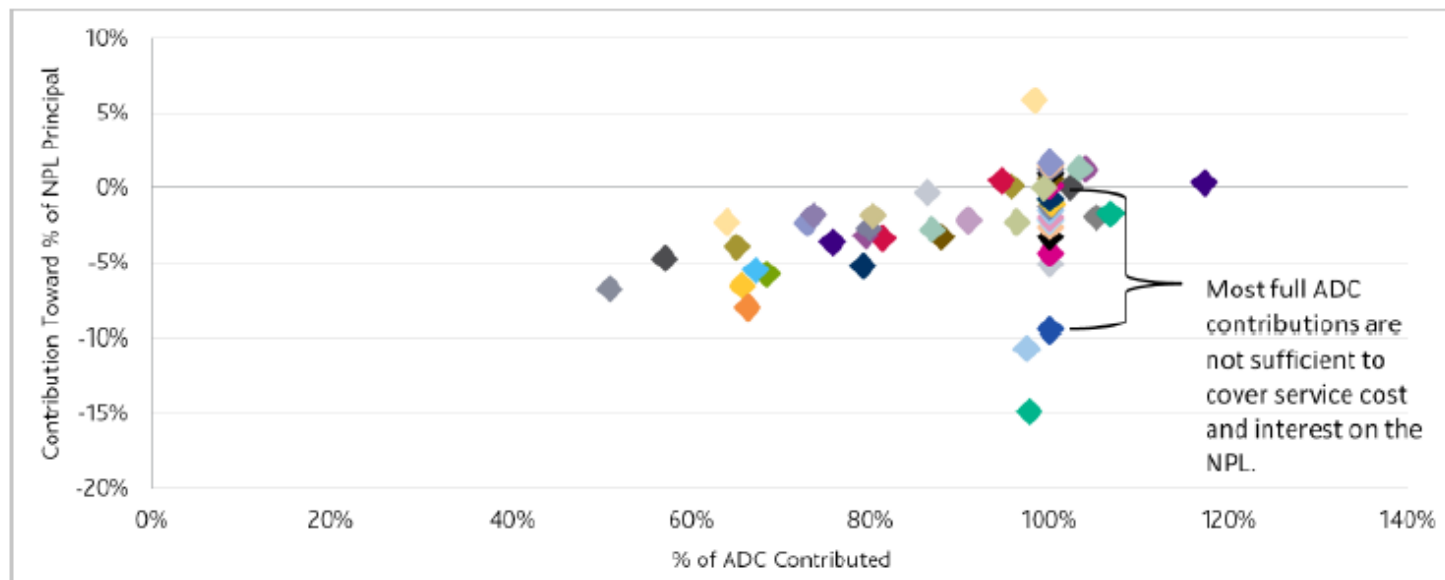
- Moody's recently reviewed 54 public pension plans each having liabilities of more than \$10 billion
- 75% were making contributions at levels that were not sufficient to cover Service Costs and interest on the unfunded liability – Negative Amortization
- Employers in 19 plans made contributions equal to the Actuarially Determined Contribution. 13 of those 19 plans still had negative amortization created by actuaries using back-loaded repayment schedules.



New Pension Accounting Increases Clarity of Plan Funding Trajectories - March 2015

Employer Contributions At and Below ADCs Often Drive Public Pension Funding Gaps

Tread water benchmark at 0% on y-axis



Source: Plan CAFRs, Moody's Investors Service

WHILE YOU WILL NOT FIND A REPAYMENT SCHEDULE IN ACTUARIAL REPORTS, THE PARAMETERS USED TO CALCULATE THE REPAYMENT OBLIGATION FOR UNFUNDED LIABILITIES ARE REQUIRED TO BE DISCLOSED

ACTUARIAL SECTION -- GASB 67

Section 3: Required Supplementary Information

There are several tables of Required Supplementary Information (RSI) that need to be included in the System's financial statements:

Paragraphs 32(a)-(c): The required tables are provided in Schedule A.

Paragraph 32(d): The money-weighted rates of return required are to be supplied by the System.

Paragraph 34: In addition the following should be noted regarding the RSI:

Changes of benefit terms. None

Changes of assumptions. In the 2011 valuation and later, the expectation of retired life mortality was changed to the RP-2000 Mortality Tables rather than the 1994 Group Annuity Mortality Table, which was used prior to 2011. In the 2011 valuation, rates of withdrawal, retirement, disability and mortality were adjusted to more closely reflect actual experience. In the 2011 valuation, the Board adopted an interest smoothing methodology to calculate liabilities for purposes of determining the actuarially determined contributions.

Methods and assumptions used in calculations of actuarially determined contributions. The actuarially determined contribution rates in the schedule of employer contributions are calculated as of June 30, three years prior to the end of the fiscal year in which contributions are reported. The following actuarial methods and assumptions were used to determine contribution rates reported in the most recent year of that schedule:

Actuarial Cost Method	Amortization Method	Remaining Amortization Period	Asset Valuation Method	Inflation	Salary Increase	Ultimate Investment Rate of Return*
Entry Age	Level percent of pay <u>open</u>	30 years	5-year smoothed market	3.50%	4.00 to 8.20 percent, including inflation	7.50 percent, net of pension plan investment expense, including inflation

*The actuarially determined contribution rates are determined using the interest smoothing methodology adopted by the Board

Interest Rate

7.50%

Payment Slope

Level percent of pay, 4% annual growth

Initial Term

30 Years

Reamortization

“Open” means a new 30-year schedule is created every year

ACTUARIES STEALTHILY CREATE PERPETUALLY INCREASING NEGATIVE AMORTIZATION BY COMBINING “LEVEL PERCENTAGE OF PAY” WITH “OPEN” AMORTIZATION

"Closed" Amortization Schedule

	Unfunded Liability	Principal	Interest	Total
1	\$10,000,000	(\$194,035)	\$750,000	\$555,965
2	10,194,035	(186,349)	764,553	578,204
3	10,380,384	(177,197)	778,529	601,332
4	10,557,580	(166,433)	791,819	625,385
5	10,724,014	(153,900)	804,301	650,401
6	10,877,914	(139,427)	815,844	676,417
7	11,017,341	(122,827)	826,301	703,473
8	11,140,168	(103,900)	835,513	731,612
9	11,244,068	(82,428)	843,305	760,877
10	11,326,497	(58,175)	849,487	791,312
11	11,384,672	(30,886)	853,850	822,964
12	11,415,558	(284)	856,167	855,883
13	11,415,842	33,930	856,188	890,118
14	11,381,912	72,080	853,643	925,723
15	11,309,833	114,514	848,237	962,752
16	11,195,318	161,613	839,649	1,001,262
17	11,033,705	213,785	827,528	1,041,312
18	10,819,921	271,471	811,494	1,082,965
19	10,548,450	335,150	791,134	1,126,284
20	10,213,300	405,337	765,998	1,171,335
21	9,807,963	482,591	735,597	1,218,188
22	9,325,372	567,513	699,403	1,266,916
23	8,757,859	660,753	656,839	1,317,592
24	8,097,106	763,013	607,283	1,370,296
25	7,334,093	875,051	550,057	1,425,108
26	6,459,042	997,684	484,428	1,482,112
27	5,461,358	1,131,795	409,602	1,541,397
28	4,329,563	1,278,335	324,717	1,603,053
29	3,051,227	1,438,333	228,842	1,667,175
30	1,612,895	1,612,895	120,967	1,733,862
	\$10,000,000	\$21,181,274	\$31,181,274	

"Open" Amortization Schedule

	Unfunded Liability	Principal	Interest	Total
1	\$10,000,000	(\$194,035)	\$750,000	\$555,965
2	10,194,035	(197,800)	764,553	566,753
3	10,391,835	(201,638)	779,388	577,750
4	10,593,472	(205,550)	794,510	588,960
5	10,799,022	(209,539)	809,927	600,388
6	11,008,561	(213,604)	825,642	612,038
7	11,222,165	(217,749)	841,662	623,913
8	11,439,915	(221,974)	857,994	636,019
9	11,661,889	(226,281)	874,642	648,360
10	11,888,170	(230,672)	891,613	660,941
11	12,118,842	(235,148)	908,913	673,765
12	12,353,989	(239,710)	926,549	686,839
13	12,593,700	(244,362)	944,527	700,166
14	12,838,061	(249,103)	962,855	713,752
15	13,087,164	(253,937)	981,537	727,601
16	13,341,101	(258,864)	1,000,583	741,719
17	13,599,965	(263,887)	1,019,997	756,111
18	13,863,851	(269,007)	1,039,789	770,782
19	14,132,858	(274,227)	1,059,964	785,738
20	14,407,085	(279,548)	1,080,531	800,984
21	14,686,633	(284,972)	1,101,497	816,526
22	14,971,604	(290,501)	1,122,870	832,369
23	15,262,106	(296,138)	1,144,658	848,520
24	15,558,243	(301,884)	1,166,868	864,984
25	15,860,128	(307,742)	1,189,510	881,768
26	16,167,869	(313,713)	1,212,590	898,877
27	16,481,582	(319,800)	1,236,119	916,319
28	16,801,382	(326,005)	1,260,104	934,098
29	17,127,387	(332,331)	1,284,554	952,223
30	17,459,718	(338,779)	1,309,479	970,700
		(\$7,798,498)	\$30,143,425	\$22,344,927

Interest Rate

7.50%

Payment Slope

Level percent of
pay, 4% annual
growth

Initial Term

30 Years

Reamortization

“Open” means a
new 30-year
schedule is
created every
year

SOME POTENTIAL BENEFITS OF ISSUING PENSION OBLIGATION BONDS

- Publicly recognize the unfunded pension liability as real debt that is going to be repaid allowing it to be managed in conjunction with all the government's debt obligations.
- Consciously, and conscientiously, create a fixed repayment plan for paying off the pension's unfunded liability.
- Reduce the risk that future budget negotiations will reduce payments on the unfunded liability by either underfunding the ADC/ARC or through actuarial reamortization.
- Eliminate the continuing discussion among all stakeholders – retirees, employees, elected officials, finance and budget staffs, rating agencies, investors and the press – about plan underfunding and how it is going to be addressed.
- Reduce projected payments on the unfunded liability by borrowing at interest rates that are lower than the assumed earnings rate used to calculate the unfunded liability.
- Reduce the real payments on the unfunded liability if the actual fund earnings rate exceeds the interest rates on POBs. Earnings below the POB borrowing rate create an economic loss.

PENSION OBLIGATION BONDS BY THEMSELVES ARE NOT “THE” ANSWER TO UNDERFUNDING

- A pension fund deficit is created through a combination of underfunding (scheduled and not), benefit increases, earnings that were below assumptions and other actuarial assumptions that were not realized or have been projected to change from original estimates.
- Simply issuing POBs will probably not change the fundamental dynamics that created an unfunded liability.
- If POBs are issued and nothing else is done to modify the pension fund parameters, the unfunded liability may grow again over time.
- POBs are most successful when they are part of decision among all stakeholders to change plan parameters to significantly reduce the probability that a material new unfunded liability will be recreated.

DISCLAIMER

The information contained herein is solely intended to facilitate discussion of potentially applicable financing applications and is not intended to be a specific buy/sell recommendation, nor is it an official confirmation of terms. Any terms discussed herein are preliminary until confirmed in a definitive written agreement. While we believe that the outlined financial structure or marketing strategy is the best approach under the current market conditions, the market conditions at the time any proposed transaction is structured or sold may be different, which may require a different approach.

The analysis or information presented herein is based upon hypothetical projections and/or past performance that have certain limitations. No representation is made that it is accurate or complete or that any results indicated will be achieved. In no way is past performance indicative of future results. Changes to any prices, levels, or assumptions contained herein may have a material impact on results. Any estimates or assumptions contained herein represent our best judgment as of the date indicated and are subject to change without notice. Examples are merely representative and are not meant to be all-inclusive.

Raymond James shall have no liability, contingent or otherwise, to the recipient hereof or to any third party, or any responsibility whatsoever, for the accuracy, correctness, timeliness, reliability or completeness of the data or formulae provided herein or for the performance of or any other aspect of the materials, structures and strategies presented herein. Raymond James is neither acting as your financial advisor nor Municipal Advisor (as defined in Section 15B of the Exchange Act of 1934, as amended), and expressly disclaims any fiduciary duty to you in connection with the subject matter of this Presentation.

Municipal Securities Rulemaking Board (“MSRB”) Rule G-17 requires that we make the following disclosure to you at the earliest stages of our relationship, as underwriter, with respect to an issue of municipal securities: the underwriter’s primary role is to purchase securities with a view to distribution in an arm’s-length commercial transaction with the issuer and it has financial and other interests that differ from those of the issuer.

Raymond James does not provide accounting, tax or legal advice; however, you should be aware that any proposed transaction could have accounting, tax, legal or other implications that should be discussed with your advisors and/or legal counsel.

Raymond James and affiliates, and officers, directors and employees thereof, including individuals who may be involved in the preparation or presentation of this material, may from time to time have positions in, and buy or sell, the securities, derivatives (including options) or other financial products of entities mentioned herein. In addition, Raymond James or affiliates thereof may have served as an underwriter or placement agent with respect to a public or private offering of securities by one or more of the entities referenced herein.

This Presentation is not a binding commitment, obligation, or undertaking of Raymond James. No obligation or liability with respect to any issuance or purchase of any Bonds or other securities described herein shall exist, nor shall any representations be deemed made, nor any reliance on any communications regarding the subject matter hereof be reasonable or justified unless and until (1) all necessary Raymond James, rating agency or other third party approvals, as applicable, shall have been obtained, including, without limitation, any required Raymond James senior management and credit committee approvals, (2) all of the terms and conditions of the documents pertaining to the subject transaction are agreed to by the parties thereto as evidenced by the execution and delivery of all such documents by all such parties, and (3) all conditions hereafter established by Raymond James for closing of the transaction have been satisfied in our sole discretion. Until execution and delivery of all such definitive agreements, all parties shall have the absolute right to amend this Presentation and/or terminate all negotiations for any reason without liability therefor.

Raymond James & Associates, Inc., member New York Stock Exchange/SIPC.